



ESCOLA MUNICIPAL "MESSIAS BARBOSA FERREIRA". ENSINO FUNDAMENTAL

FLORESTA: ____ / ____ / ____.

ALUNO(A): _____

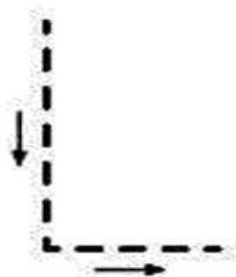
PROFESSORA: _____ 1º ANO _____

ATIVIDADES DE LÍNGUA PORTUGUESA 1º ANO

14/09 À 26/09


QUERIDO ALUNO, ESTA ATIVIDADE DEVERÁ SER DEVOLVIDA NO DIA 28/09/2020 OU 29/09/2020 PARA SER AVALIADA PELA SUA PROFESSORA E CONTOARÁ COMO PRESENÇA.

1) VAMOS TREINAR O SOM DA LETRA L E A ESCRITA DA LETRA L?



2) COM AJUDA DE UM ADULTO FAÇA A LEITURA DO TEXTO E EM SEGUIDA CIRCULE TODAS AS PALAVRAS QUE COMEÇAM COM A LETRA L:

TEM NO LIVRO E NO LÁPIS
NA LARANJA E NO LIMÃO
TEM NA LUVA E NA LUA
NA LAGARTA E NO LEÃO



ABAIXO ESCREVA TODAS AS PALAVRAS QUE VOCÊ CIRCULOU:

3) JUNTANDO AS LETRAS

L + A = LA

L + O = _____


L + I = _____

L + E = _____


L + U = _____

L + ãO = _____


4) COMPLETE COM: LA - LO - LI - LE - LU .




TA




ÇO



PIS




ÃO




VRO




XO



BO




A




VA

5) LIGUE A PALAVRA AO DESENHO.

LAÇO •




LEÃO •




LOBO •



LUA •



LIXO •



6) ORGANIZE AS PALAVRAS DE ACORDO COM A SÍLABA INICIAL.

LATA LIXO LUA LEÃO LOJA
LOBO LEITE LAÇO LIVRO LUVA

LA

LE






LI

LO



LU

CAÇA - PALAVRAS

LATA LIXO LUA LEÃO LUVA
LOBO LEITE LAÇO LIVRO






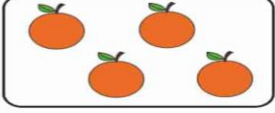


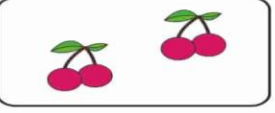
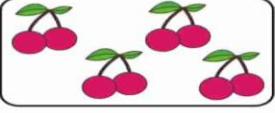








L	A	T	A	J	Y	R	Q
C	J	X	C	L	A	Ç	O
L	E	Ã	O	T	F	Z	X
D	J	N	L	E	I	T	E
L	I	X	O	J	B	V	Z
J	C	B	L	I	V	R	O
L	O	B	O	J	H	B	Z
J	V	R	N	K	L	U	A
L	U	V	A	D	F	G	H

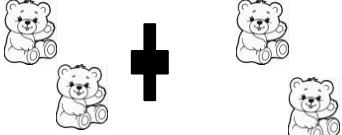
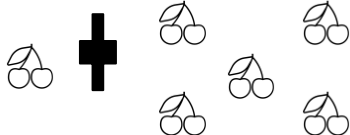

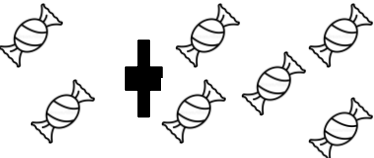



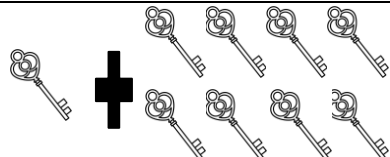
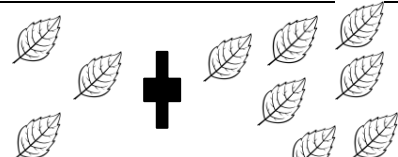








ATIVIDADES DE MATEMÁTICA 1º ANO


1- FAÇA AS ADIÇÕES.

 _____	+	 _____	=	<input type="text"/>
 _____	+	 _____	=	<input type="text"/>
 _____	+	 _____	=	<input type="text"/>
 _____	+	 _____	=	<input type="text"/>
 _____	+	 _____	=	<input type="text"/>
 _____	+	 _____	=	<input type="text"/>
 _____	+	 _____	=	<input type="text"/>
 _____	+	 _____	=	<input type="text"/>

2- RESOLVA AS ADIÇÕES:

		
$2 + 2 = \underline{\quad}$	$1 + 5 = \underline{\quad}$	$6 + 1 = \underline{\quad}$
		
$2 + 5 = \underline{\quad}$	$3 + 4 = \underline{\quad}$	$7 + 1 = \underline{\quad}$
		
$6 + 2 = \underline{\quad}$	$1 + 8 = \underline{\quad}$	$3 + 7 = \underline{\quad}$
		
$4 + 6 = \underline{\quad}$	$3 + 2 = \underline{\quad}$	$1 + 6 = \underline{\quad}$
		
$4 + 3 = \underline{\quad}$	$8 + 1 = \underline{\quad}$	$9 + 1 = \underline{\quad}$

3) DESCUBRA A CHAVE QUE ABRE CADA CADEADO RESOLVENDO AS ADIÇÕES E DEPOIS LIGUE O CADEADO A CHAVE.

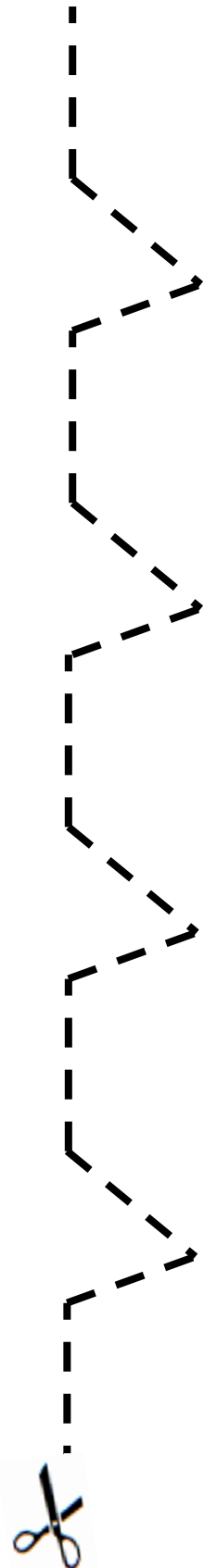
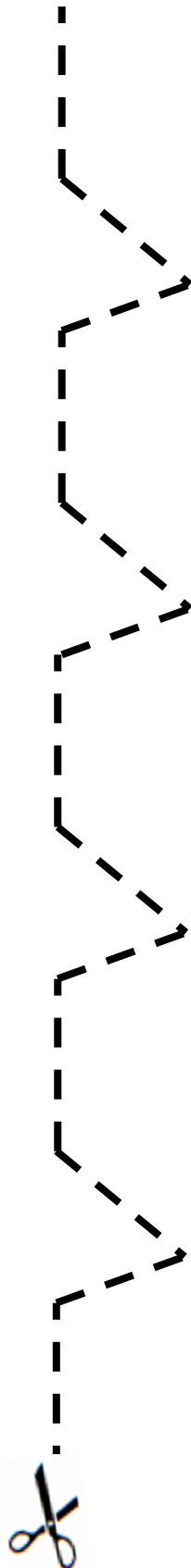
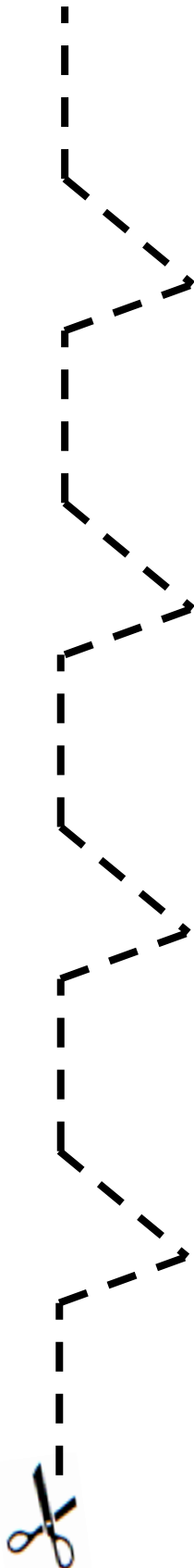


ATIVIDADE DE PSICOMOTRICIDADE

1) COM AUXÍLIO DE UM ADULTO FAÇA O RECORTE DAS ATIVIDADES 1 E 2.

ESTA ATIVIDADE TEM COMO OBJETIVO DESENVOLVER A COORDENAÇÃO MOTORA FINA.

ATIVIDADE 1



ATIVIDADE 2

